



## Fold Up container pack dwelling

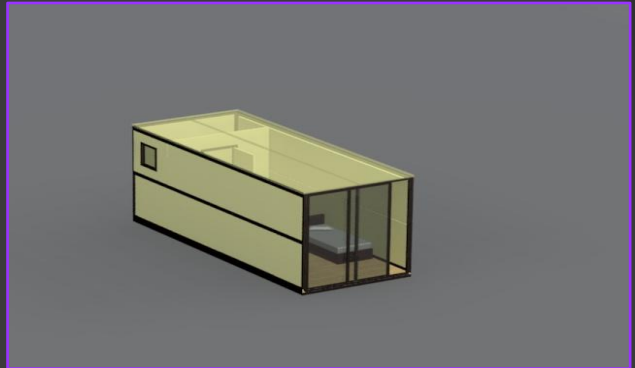
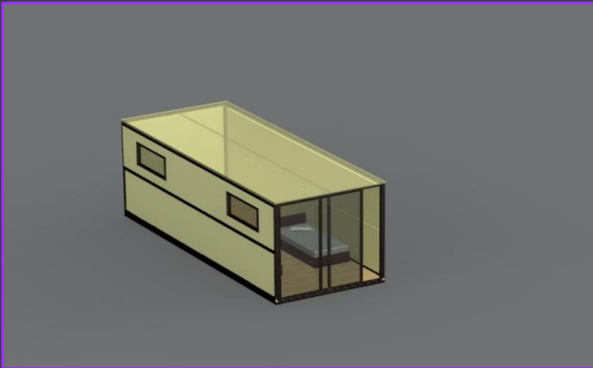
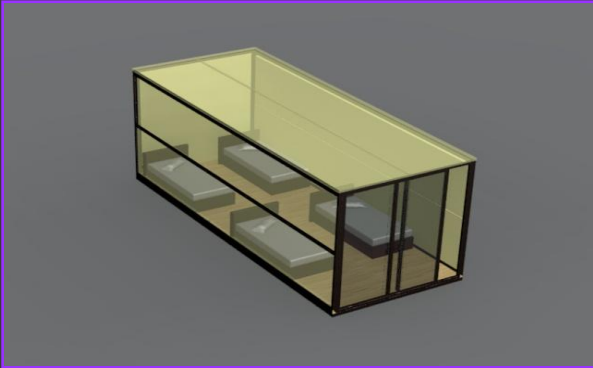
### Basic steps to erect



#### Technical Specifications

- 5.85m long x 2.33m wide
- 50mm Insulated panels with AZ100 colourbond steel and EPS Insulation
- Mild steel framing with Lip channel floor, 18mm ply wood and PVC wood grain tiles.
- Aluminum window frames.
- Can be stacked 6 on top of each other.
- Fits 4 fold up units in a standard 20ft container and 10 in a 40HQ container.
- Requires a 3 ton forklift or crane erect.

## Different Designs and optional extras is available



Standard Design with one insulated door and 2 x windows

### Optional Extras

Window 1200mm x 600mm

Window 600mm x 600mm

Front glass sliding door

Middle wall with door

Electrical DB with 1 x light and 1 plug

Extra light

Extra plug